

FORD F-SERIES

Harrison Versatility

Harrison generators and IHT systems provide the **MOST VERSATILE CONFIGURATIONS** on the Ford F-Series chassis, factory ordered with the Power Take-Off Provision (62R). The Ford F-Series chassis will work with either the Chelsea 249 series or Muncie FR66 PTO.

The choice of engine speed, PTO manufacturer, PTO ratio, and Harrison hydraulic pump, will determine the maximum HP and Torque available.

Additional versatility can be achieved by utilizing other Harrison industry leading products such as Harrison **IHT-HQ**, Harrison **HYDRA-DRIVE** and Harrison **HYDRA-QUBE**.

- *installer is responsible to determine the maximum HP & Torque capacity of the drive system.*



Generator Versatility

- ✓ 3.6 kW Generators
- ✓ 4.8 kW Generators
- ✓ 6.0 kW Generators
- ✓ 8.0 kW Generators
- ✓ 10.0 kW Generators
- ✓ 12.0 kW Generators
- ✓ 14.0 kW Generators
- ✓ 15.0 kW Generators
- ✓ 20.0 kW Generators

IHT System Versatility

- ✓ Hydraulic Rescue Tool pumps
- ✓ 150 GPM water pumps
- ✓ 250 GPM water pumps



Installation Versatility

- ✓ Mobile power on a 4x4 or 2x4

PTO + HARRISON HYDRA-DRIVE + 45CC HARRISON PISTON PUMP

PTO + DirectDrive4X4Plus + 80cc or 45cc Harrison piston pump

- ✓ Stationary power on a 2x4 or 4x4

PTO + HARRISON HYDRA-DRIVE + 45CC HARRISON PISTON PUMP

PTO + 23cc Harrison gear pump

PTO + Parker vane combination unit (249V Series)

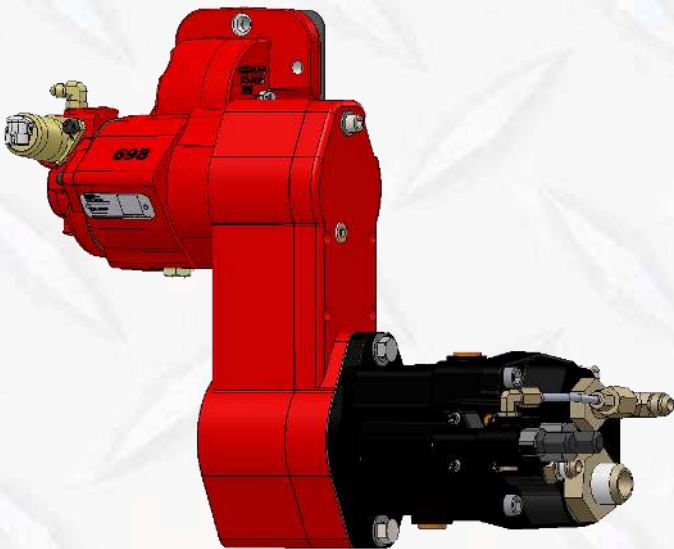
PTO + DirectDrive4X4Plus + 80cc or 45cc Harrison piston pump

HYDRA-DRIVE

GEAR DROP BOX

The Harrison **"HYDRA-DRIVE"** Gear Drop Box is designed to work with the Ford F-Series chassis, factory ordered with the Ford Power Take-Off Provision (62R).

The **"HYDRA-DRIVE"** drops the hydraulic pump below the forward drive shaft and offers the ability to directly drive a Hydraulic Pump without the need for modifications to the transmission, thus keeping your warranty intact!



"A Drop Box Solution For Hydraulic Pumps"



HYDRA-DRIVE SPECS AND FEATURES

- PTO: Chelsea 249-series output option XP
- Input: SAE A 2-bolt 7/8 13-Tooth spline
- Output: SAE B 2-bolt 7/8 13-Tooth spline
- Max Torque: 200 ft lb (Full PTO torque rating)
- Drop: 8" center to center
- Ratio: 1:1
- Pump rotation: Clockwise
- PTO rotation: Counterclockwise
- PTO and hydraulic pump supplied with kit





PTO BOLTED TO TRANSMISSION



HYDRA-DRIVE BOLTED TO PTO



HYDRA-DRIVE BOLTED TO PTO



PUMP BOLTED TO HYDRA-DRIVE



HYDRA-DRIVE GEAR TRAIN

HYDRA-SKID

SHORT-BED BRUSH KIT

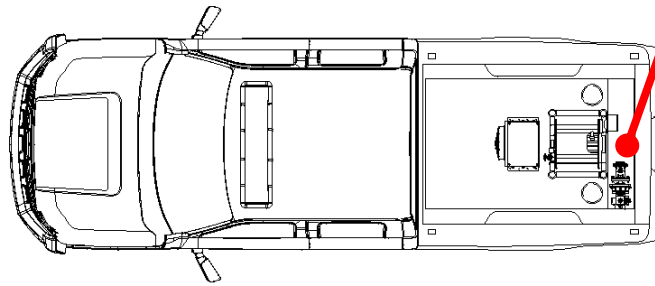
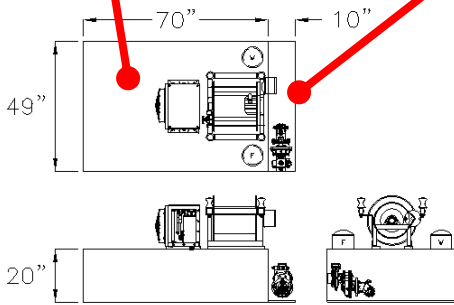
- 10% SHORTER WHEELBASE
- 20% SHORTER BOX LENGTH
- 20% LOWER CHASSIS COST
- 25% MORE WATER CAPACITY

POWERED BY **IHT HQ**

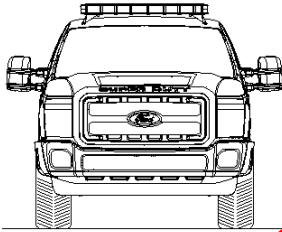
Low profile 250 gallon water tank instead of traditional 200 gallon low profile water tank.

10" platform instead of traditional 34" platform adding capacity to the water tank and reducing wheel base.

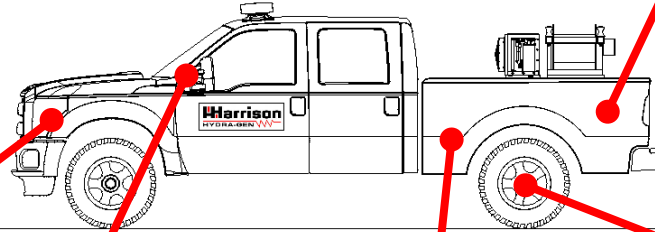
IHT hydraulically driven 150 gpm water pump saves weight and space over traditional engine driven water pump...and STARTS EVERY TIME.



Low profile water tank stays below rear window instead of blocking window like traditional water tank.

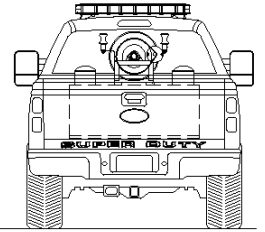


F350 can be used instead of an F450 due to the weight savings.



Water pump operation is SO SIMPLE with IHT-HQ. With the flip of a switch, the water pump is up and running.

Short box can be used instead of the long box reducing the wheel base.



Single rear tires can be used due to weight savings instead of traditional dual tires.

Why Change, Why Harrison, Why Now

Uncompromising Quality; you depend on your tools and equipment to help you do the job right the first time, and enable you to keep your word. That's not something we take lightly. We let our product speak for itself; 45 years of continued business in the most demanding environments.



Harrison Hydra-Gen ®
14233 West Road | Houston, TX 77041
T: 800.723.3334 | O: 281.807.4420 | F: 281.807.4815
sales@harrisonhydragen.org | www.harrisonhydragen.com



Rev V1
03/24/17

quality, service & dependability . . . guaranteed